


XTOOL



FOR ANDROID AND IOS (COMING SOON)

**THE K001 IS A PERFECT ON-BOARD KEY PROGRAMMER
TOOL WHICH IS A DEDICATED DEVICE FOR VW & BMW**

1, Layout of K001:



- ① Power Indicator: It turns green when power is on.
- ② Bluetooth Indicator: It turns red when Bluetooth is not connected; it turns blue when Bluetooth is connected successfully.
- ③ Vehicle Indicator: When K001 is connected with vehicle successfully, it turns green.
- ④ DB15 connector: Connect the vehicle via test cable.

2, Features:

***Vehicle Compatibility:** K001 works with VW and BMW now.

***Bluetooth auto-reconnection:** Once the Bluetooth is paired, you don't need to input the code to pair with your phone again. The device will reconnect with your phone automatically.

***Connection:** Connection via Bluetooth (Android and IOS(Coming Soon))

***Free update:** Download the latest K001 App with new features from Google Play or Apple Store.

K001 is a dongle which is used to read PIN CODE and do key programming via OBD2 socket with your cell phone. It supports VW and BMW now. It is user friendly and with Multilanguage. It can support pre-coding for VW 4th, 5th and MQB platform and BMW CAS1-3++, CAS4, FEM.

3,Packing list:

Type	Name	QTY
Hardware	K001 VCI	1
	Test Cable	1
	KC100 Adapter	1
	USB Cable	1
	User Manual	1
Software	K001(download from Google Play or App Store (Coming soon))	1

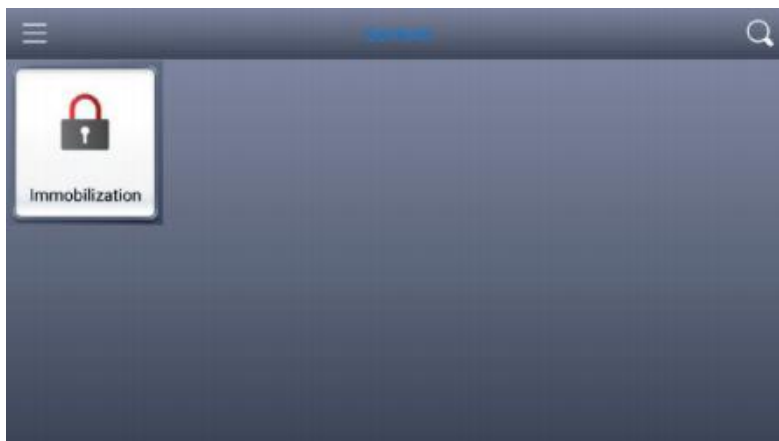
4,APP Operation Guide:

Support both Android and iOS (Coming Soon)

Recommended APP: K001 (search and download it from App store and Google Play Store)

OS	Device	Mode
Apple iOS (Requires iOS4.3 or later)	iPod touch	iPod Touch 1 st generation, 2 nd generation, 3 rd generation, 4 th generation
	iPhone	iPhone SE, iPhone 6, iPhone 6 Plus, iPhone 6s, iPhone 6s Plus, iPhone 7, iPhone 7 Plus, iPhone 8, iPhone 8 Plus, iPhone X, iPhone XR, iPhone XS, iPhone XS Max
	iPad	iPad, iPad 2, iPad 3, iPad air, iPad Mini 1, iPad Mini 2, iPad Pro
Android (Requires OS2.3 or later)	All android smart phone and tablet	

Screenshot of Application (Android)

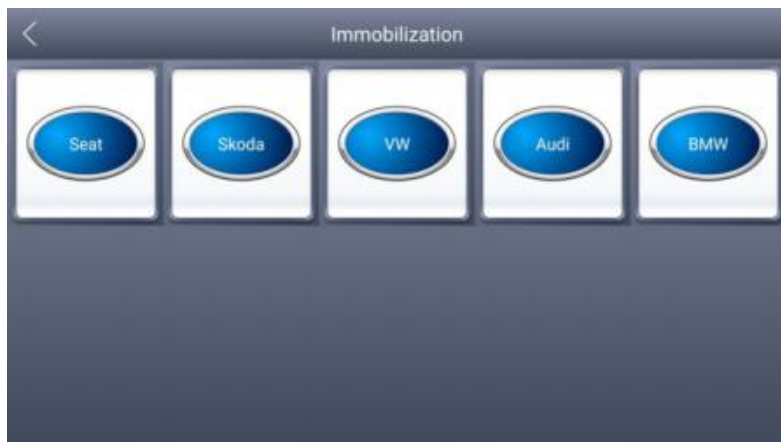


Activation: Please activate K001 before you use it to program keys. Input the serial number and press “Activate”.



The image shows a software activation form. At the top right is a "Skip" button. Below it are two columns of input fields. The left column contains fields for a key icon with the text "SWA8YJ", a heart icon with the text "sam", and a lock icon with four dots. The right column contains fields for a key icon with the text "K001-500001" and a close button (X), a person icon with the text "sam2@gmail.com", and a lock icon with four dots. At the bottom center is a large blue "Activate" button.

Immobilizer: Enter the software and choose your vehicle type, and then process programming.



VW V27.75		
Program remote	ECU Synchronization	4th/5th Immobilizer system
4th immo 96-bit key (copy/learn)	MOB platform	MOB platform(Online)
A6L/Q7(Online)	Key programmer	

4th/5th Immobilizer system		
4th Immobilizer system	5th Immobilizer system	A8/Phaeton/Touareg/Bentley(46 chip)
Porsche Cayenne 2007-2010		

5th Immobilizer system		
Match the key	Online mode	

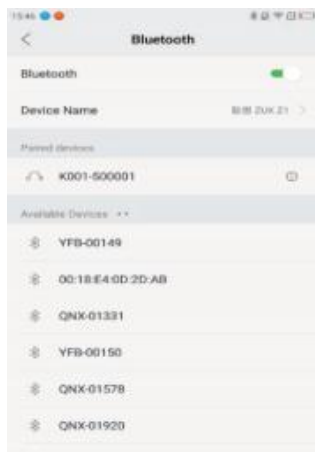
Online mode		
1.Upload Data	2.Download Data	3.Make Dealer Key
4.Match the key		

Settings: By selecting Setting, users can set the language, unit and other system related options:

- Language: Select the language. Please tick the required option from the multi-language options on the right.



- Bluetooth: Enter the Bluetooth setting and pair the phone Bluetooth with K001 -xxxxxx Bluetooth



- My Workshop Info: input and store user's information to be printed in the PDF report.
- About: Users can read the software version and serial number here.

Report: It provides data flow during vehicle key programming.

Replay: It replays the data flow during vehicle key programming.

Screenshot of Application (iOS)(Coming Soon)



PS: If you want to change language, you can enter “Settings” to change it.



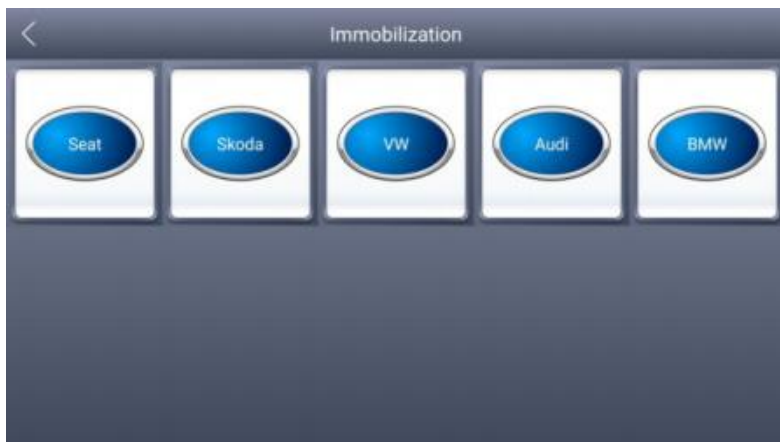
If this picture shows up, it means you have to install language package first.




Activation: Please activate K001 before you use it to program keys. Input the serial number and press “Activate”.

Screenshot of the XTOOL activation screen. The screen displays a "Skip" button in the top right corner. Below it, there are two columns of input fields. The left column contains: a key icon with the text "SWA8YJ", a heart icon with the text "sam", and a lock icon with four dots. The right column contains: a document icon with the text "K001-500001" and a close icon, an email icon with the text "sam2@gmail.com", and a lock icon with four dots. At the bottom center, there is a large blue button labeled "Activate".


Immobiliser: Enter this function, you need to choose brand first.



Then you need to pick which immobilizer system you want to do.



After choosing the immobilizer system, following display interface will be shown.



Click online mode and continue.

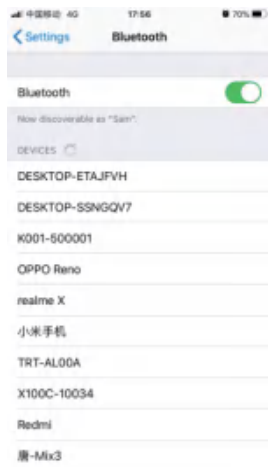


- **Settings:** By selecting Setting, users can set the language, unit and other system related options:

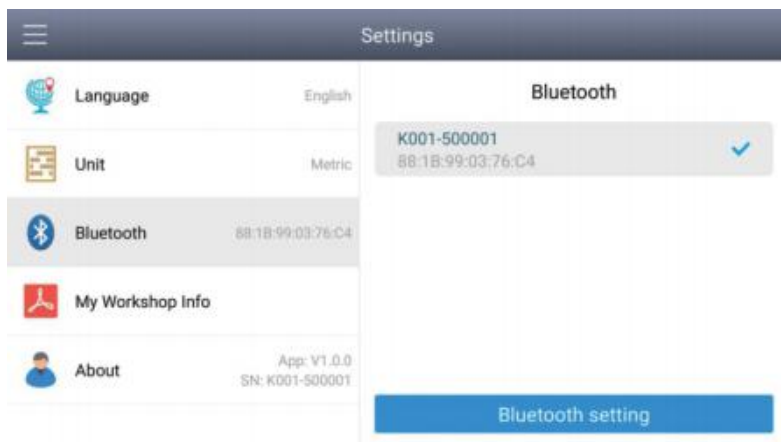


- **Bluetooth:** Bluetooth is another important part, you have to connect your Bluetooth before you start. Here are steps:

Step 1: Click your Cellphone's setting ->Bluetooth ->choose the one same as your device



Step 2: Check your setting in the app to see if it is connected successfully.



XTOOL

XTOOLTECH CO.,LTD



Address: 10574 Acacia Street, Suite D4 Rancho Cucamonga, CA 91730



Tel: 0086-755-21670995



Fax: 0086-755-83461644



Email: marketing@xtooltech.com



Website: www.xtooltech.com